

Roger Access Control System

Mounting bracket AX-2

Document version : Rev. A

CE

Description

Mounting bracket AX-2 is a supplementary solution for Roger access control systems broadening the range of its application possibilities. It enables mounting of chosen access control devices on surfaces where traditional mounting using holes and screws is hard to apply or even impossible (ex. glass). It is therefore a perfect solution for places like shop windows, glass-cases, glass walls etc.

General view of AX-2, containing suggested mounting method, is presented in Fig.1.

AX-2 is designed to mount the following access control devices of Roger offer :

- SDC66
- PRT66LT
- PRT66EM
- PRT66MF
- PR621

Mounting access control device can be done using screws delivered in set with AX-2 bracket.

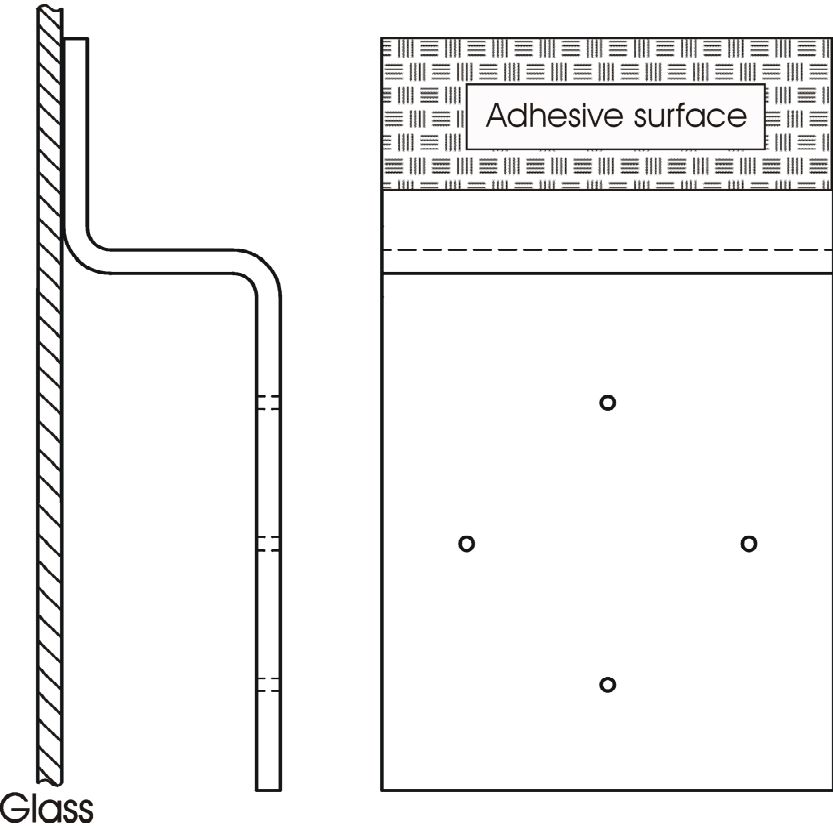


Fig.1 General view of AX-2

Installation guidelines

AX-2 is equipped with a layer of sticking substance which enables mounting it to any smooth surface. It has also four mounting holes dedicated to easy fixing chosen Roger devices (Fig. 1). Mounting holes enable to install a reader in two different positions (Fig. 2).

Before installation it is suggested to test proximity reading range in the place where bracket and reader are to work. It has to be noted that every metal object or surface situated near proximity reader can significantly decrease its reading range.

Prior to mounting the bracket, the surface where it will be stuck has to be cleaned from any types of dirt.

Because of the way a reader is attached to AX-2 bracket, it is impossible to use its original holes for connecting cables located in back panel. In order to make required electrical connections it is required to make additional hole in bottom side of a reader and introduce cables in through it(Fig.2). Suggested location and dimensions of the hole is shown in Fig.4.

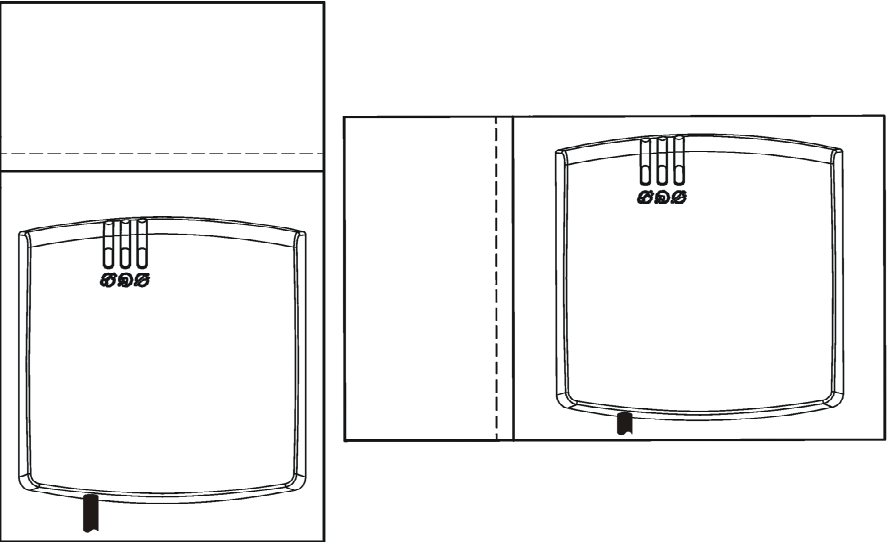


Fig.2. AX-2 bracket with reader attached in two positions.

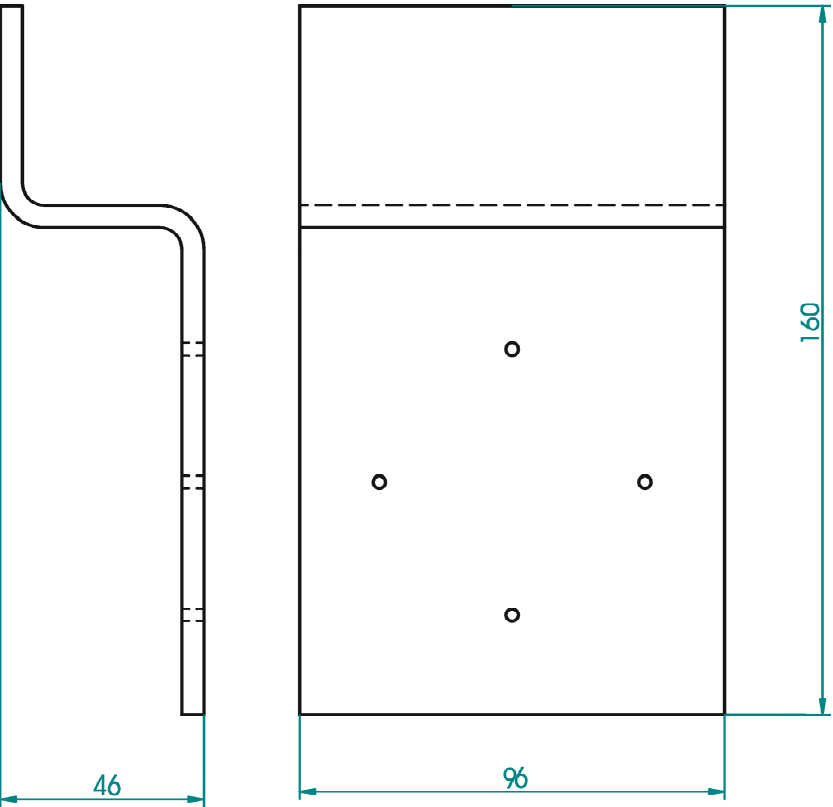


Fig.3. Physical dimensions of AX-2 bracket

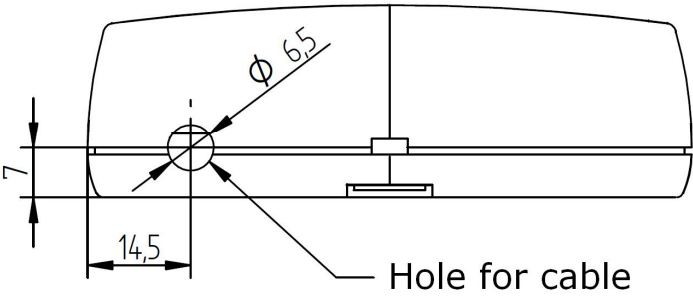


Fig.4. Suggested location and dimensions of hole for cable

AX-2 set

Mounting bracket set contains :

- AX-2 mounting bracket, 1 pcs.
- Installation screws, 4 pcs.
- Instruction manual

Technical data

Parameter	Characteristics	Remarks
Dimensions	46x96x160mm	
Weight	≈120g	
Certificates	CE	

Product history

Hardware	Firmware	Date	Description
v1.0		01/08/2011	Initial product version

	This symbol placed on a product or packaging indicates that the product should not be disposed of with other wastes as this may have a negative impact on the environment and human health. The user is obliged to deliver the used equipment to the designated point of collection of used electric and electronic equipment. For detailed information on recycling contact your local authorities, waste disposal company or point of purchase. Separate collection and recycling of this type of wastes contributes to the protection of the natural resources and is safe to health and the environment. For the equipment weight see the instruction manual.
--	---

Contact
Roger sp. j.
82-416 Gościszewo
Gościszewo 59
Tel.: +48 55 272 01 32
Faks: +48 55 272 01 33
Technical support PSTN: +48 55 267 01 26
Technical support GSM: +48 664 294 087
e-mail: support@roger.pl