

Roger Access Control System

PS4D User Manual

Product version: 1.0

Document version: Rev. B

RoHS **CE**  **IP20**







rcdr304

DESIGN AND APPLICATION

PS4D is LRS-75-12 (Mean Well) power supply unit with rated output voltage increased from 12.0V to 13.8V by means of user available potentiometer. PS4D is dedicated to installation in RACS 5 system, particularly to supply MCX2D and MCX4D expanders and PSD4D power distributors but it can also be used for other applications if its nominal conditions of use are satisfied. The PSU is dedicated to installation inside enclosure and can be installed only by qualified technician with all necessary certificates concerning connection and maintenance of 230VAC and low voltage networks. ME-15, ME-16, ME-17 and ME-40 (Roger) metal enclosure are factory adapted to installation of PS4D.

INSTALLATION

1. The PSU must be installed inside enclosure in order to properly protect it against unauthorized persons.
2. All installation and maintenance works must be done with 230VAC power supply disconnected.
3. The PSU must be attached with included screws. In case of ME-15, ME-16 and ME-17 metal enclosures the PSU is attached to dedicated mounting bracket.
4. Cable F which is connected to electric shock protection circuit must be connected to PSU's terminal with  symbol.
5. Power supply 230VAC must be connected to L and N terminals of the PSU.
6. PSU's terminals V+ and V- must be connected to supplied device using included wires which prevent significant voltage drop between PSU and the device. Low drop of voltage is particularly essential when the device is equipped with battery as lowered voltage might prevent full battery charging.
7. Starting, configuration and adjustments must be done in accordance with system procedures after connection of 230VAC power supply.
8. Do not alter the potentiometer which is factory adjusted to 13.8VDC output voltage.
9. Close the enclosure with mounted PSU when installation and starting works are finished.

	Caution The installation can be done only by qualified person with all necessary certificates concerning connection and maintenance of 230VAC and low voltage networks.
	Caution It is forbidden to use the enclosure without properly executed and operational earthing system.
	Caution Earthing system must be executed carefully, properly and effectively. It is forbidden to use PSU without properly executed electric shock protection.

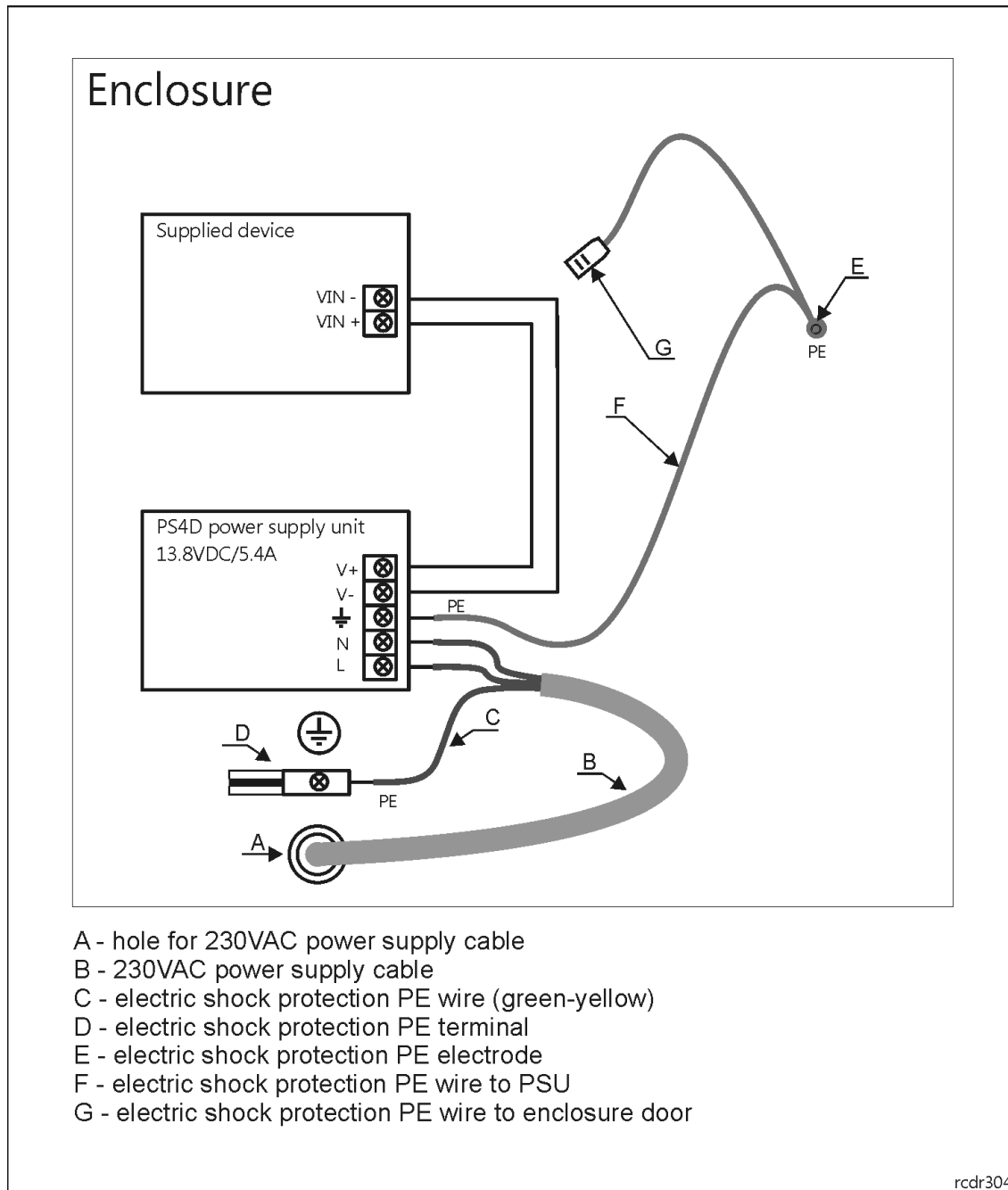


Fig. 1 PS4D installation inside enclosure

SPECIFICATION

The specification includes the most essential parameters taken from the documentation of PSU manufacturer (Mean Well). More parameters are available in the original documentation.

Specification	
Parameter	Value
Rated output voltage	13.8VDC
Rated output current	5.4A
Rated power	75W
PSU efficiency	89%



Rated input voltage	230VAC/50Hz
Rated input voltage at 230VAC	1.6A
Overload protection	Yes
Overvoltage protection	Yes
Environmental conditions	Indoor general conditions, temperature: -10°C to +40°C, relative humidity: 20 to 75% (no condensation)
Dimensions (H x W x D)	99 x 97 x 30mm
Weight	0.3 kg
Compliance	CE, RoHS

ORDERING INFORMATION

Product	Description
PS4D	Power supply unit 13.8VDC/5.4A

PRODUCT HISTORY

Product version	Date	Description
PS4D v1.0	08/2017	The first commercial version of the product

 	<p>This symbol placed on a product or packaging indicates that the product should not be disposed of with other wastes as this may have a negative impact on the environment and health. The user is obliged to deliver equipment to the designated collection points of electric and electronic waste. For detailed information on recycling, contact your local authorities, waste disposal company or point of purchase. Separate collection and recycling of this type of waste contributes to the protection of the natural resources and is safe to health and the environment. Weight of the equipment is specified in the document.</p>
--	---

Contact:

Roger sp. z o.o. sp.k.
82-400 Sztum
Gościszewo 59

Tel.: +48 55 272 0132

Fax: +48 55 272 0133

Tech. support: +48 55 267 0126

E-mail: biuro@roger.pl

Web: www.roger.pl