

Roger Access Control System

ME-14-24V Operating Manual

Product version: 1.0

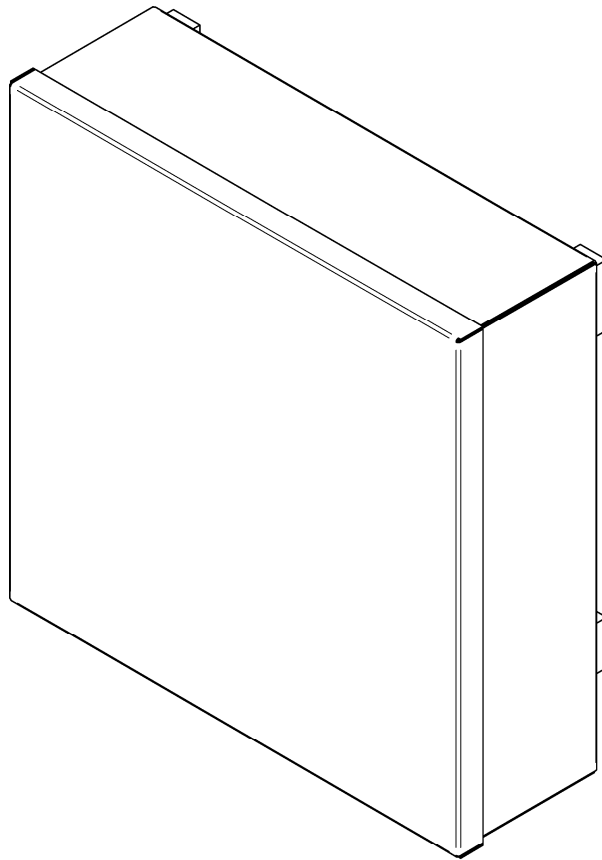
Document version: Rev. B

RoHS

CE



IP20






DESIGN AND APPLICATION

ME-14-24V metal enclosure is dedicated to installation of RACS 5 modules and devices which require DIN rail and 7Ah backup battery. ME-14-24V enclosure is equipped with single DIN rail, 24V/50W power supply unit and tamper contact. Enclosure door is fastened with screws. ME-14 is made of anthracite grey powder coated metal sheet.

INSTALLATION

1. The enclosure must be installed indoors ensuring nominal environmental conditions as stated in the Specification section.
2. All installation and maintenance works must be done with 230VAC power supply disconnected.
3. Power supply must be ensured with three wire cable including green-yellow PE.
4. Mains power supply cable must be fed into the enclosure through hole B.
5. L and N cable wires must be connected to L and N terminals of the power supply while green-yellow PE wire must be connected to terminal A of the enclosure.
6. E connector must be connected to enclosure door.
7. The PSU in the enclosure is dedicated to continuous operation and is not equipped with on/off switch. Therefore it is necessary to ensure overload protection in power supply circuit e.g. by applying and indicating dedicated fuse in fuse box.
8. The user of system must be acquainted with power disconnection rules and conditions.
9. PSU 24VDC power output must be connected to adequate terminals of supplied device using included cables.
10. Other connections must be done in accordance with manuals of installed devices.
11. Connection cables for installed devices must be fed into enclosure through hole C.
12. Starting, configuration and adjustments must be done in accordance with system procedures after connection of 230VAC power supply.
13. Close the enclosure when installation and electrical connection are accomplished.

	<p style="text-align: center;">Caution</p> <p>The installation can be done only by qualified person with all necessary certificates concerning connection and maintenance of 230VAC and low voltage networks.</p>
	<p style="text-align: center;">Caution</p> <p>It is forbidden to use the enclosure without properly executed and operational earthing system.</p>
	<p style="text-align: center;">Caution</p> <p>Earthing system must be executed carefully, properly and effectively. It is forbidden to use product without properly executed electric shock protection.</p>

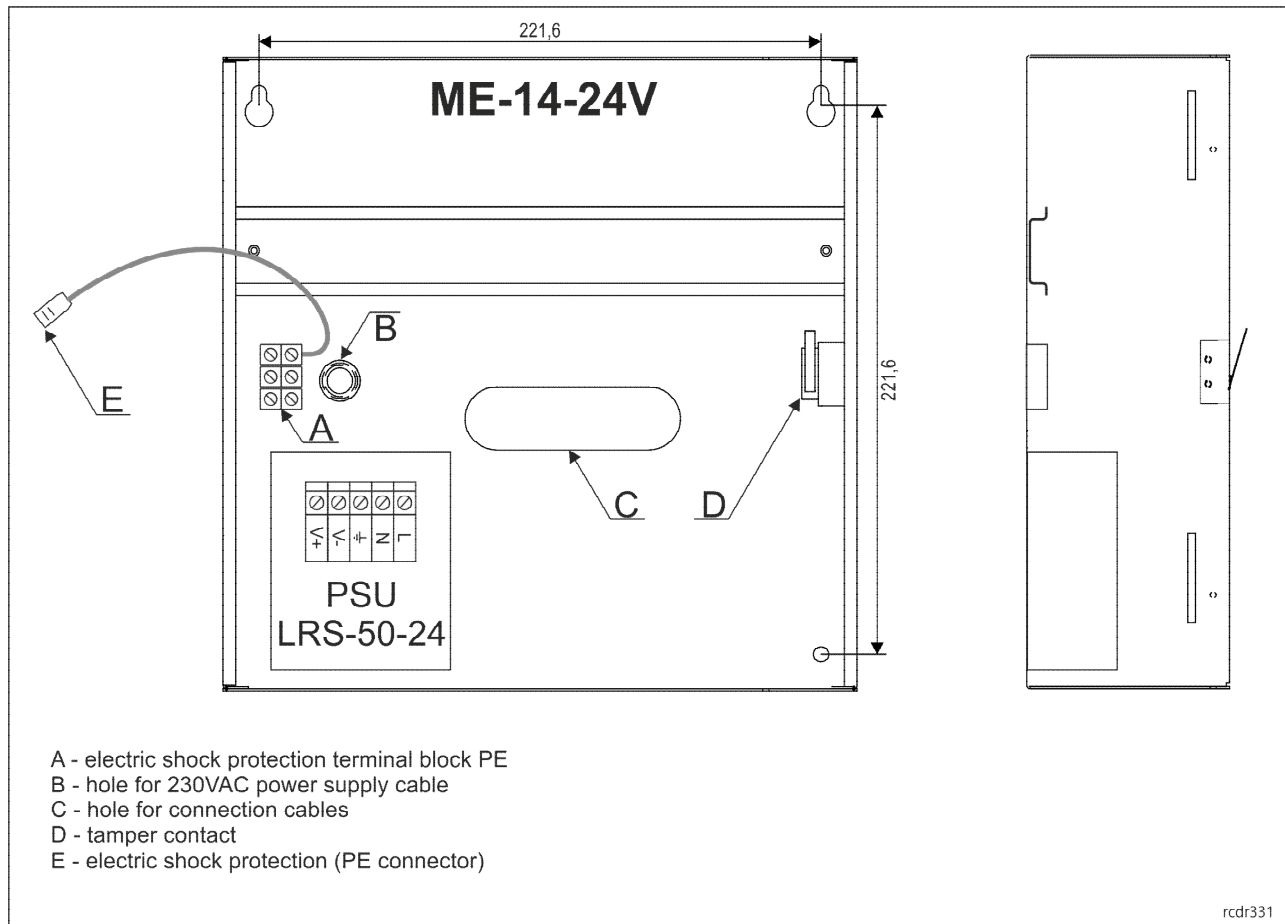


Fig. 1 Arrangement of ME-14-24V internal components

SPECIFICATION

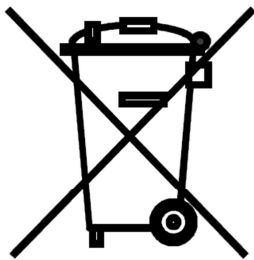
Parameter	Value
Rated output voltage	24VDC
Rated output current	2.2A
Tamper protection	Tamper contact NO/NC; 50mA/50VDC
DIN rail	1 x 245mm
Metal sheet	0,8mm
Colour	Anthracite grey RAL7016
Battery	Space for 7Ah battery
Environmental conditions	Indoor general conditions, relative humidity up to 90%; temperature -10°C to +40°C
IP code	IP20
Internal dimensions (H x W x D)	250 x 250 x 80mm
Weight	2.0 kg

ORDERING INFORMATION

Product	Description
ME-14-24V	Metal enclosure with 24V/2.2A power supply

PRODUCT HISTORY

Product version	Date	Description
ME-14-24V v1.0	09/2019	The first commercial version of the product



This symbol placed on a product or packaging indicates that the product should not be disposed of with other wastes as this may have a negative impact on the environment and health. The user is obliged to deliver equipment to the designated collection points of electric and electronic waste. For detailed information on recycling, contact your local authorities, waste disposal company or point of purchase. Separate collection and recycling of this type of waste contributes to the protection of the natural resources and is safe to health and the environment. Weight of the equipment is specified in the document.

Contact:
Roger sp. z o.o. sp.k.
82-400 Sztum
Gościszewo 59
Tel.: +48 55 272 0132
Fax: +48 55 272 0133
Tech. support: +48 55 267 0126
E-mail: support@roger.pl
Web: www.roger.pl