

Roger Access Control System

ME-14-60VA metal enclosure User Manual

Product version: 1.0

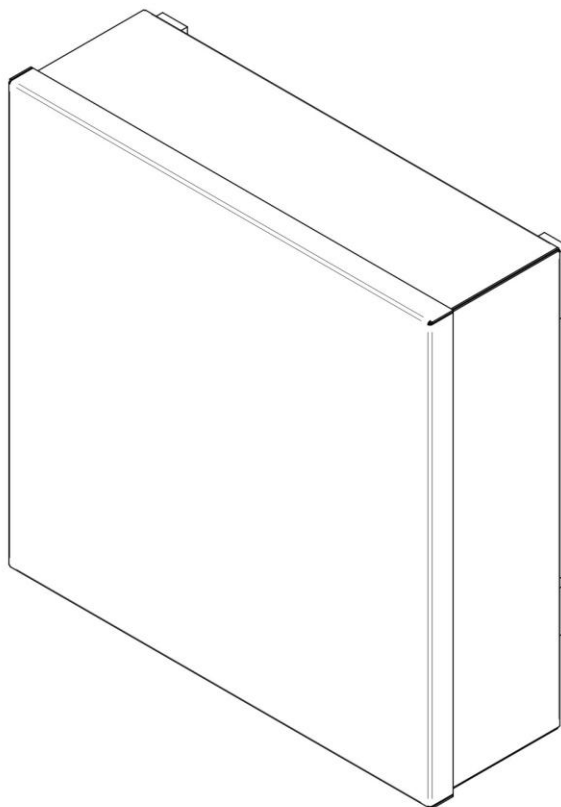
Document version: Rev. A

RoHS

CE



IP20






DESIGN AND APPLICATION

ME-14-60VA metal enclosure is dedicated to installation of RACS 5 modules and devices which require DIN rail and 7Ah backup battery. The enclosure is equipped with DIN rail, 18VAC/60VA transformer and tamper contact. The enclosure front panel is attached with screws. ME-14 is made of white powder coated stainless metal sheet.

INSTALLATION

1. The enclosure must be installed indoors ensuring nominal environmental conditions as stated in the Specification section.
2. All installation and maintenance works must be done with 230VAC power supply disconnected.
3. Power supply must be ensured with three wire cable including green-yellow PE.
4. Mains power supply cable must be fed into the enclosure through hole B.
5. L and N cable wires must be connected to L and N terminals of the transformer while green-yellow PE wire must be connected to terminal C of the enclosure.
6. H connector must be connected to enclosure door.
7. The transformer in the enclosure is dedicated to continuous operation and is not equipped with on/off switch. Therefore it is necessary to ensure overload protection in power supply circuit e.g. by applying and indicating dedicated fuse in fuse box.
8. The user of system must be acquainted with power disconnection rules and conditions.
9. Transformer's 18VAC power output must be connected to AC terminals of supplied device using included cables.
10. Other connections must be done in accordance with manuals of installed devices.
11. Connection cables for installed devices must be fed into enclosure through hole D.
12. Starting, configuration and adjustments must be done in accordance with system procedures after connection of 230VAC power supply.
13. Close the enclosure when installation and starting works are finished.

	<p style="text-align: center;">Caution</p> <p>The installation can be done only by qualified person with all necessary certificates concerning connection and maintenance of 230VAC and low voltage networks.</p>
	<p style="text-align: center;">Caution</p> <p>It is forbidden to use the enclosure without properly executed and operational earthing system.</p>
	<p style="text-align: center;">Caution</p> <p>Earthing system must be executed carefully, properly and effectively. It is forbidden to use transformer without properly executed electric shock protection.</p>

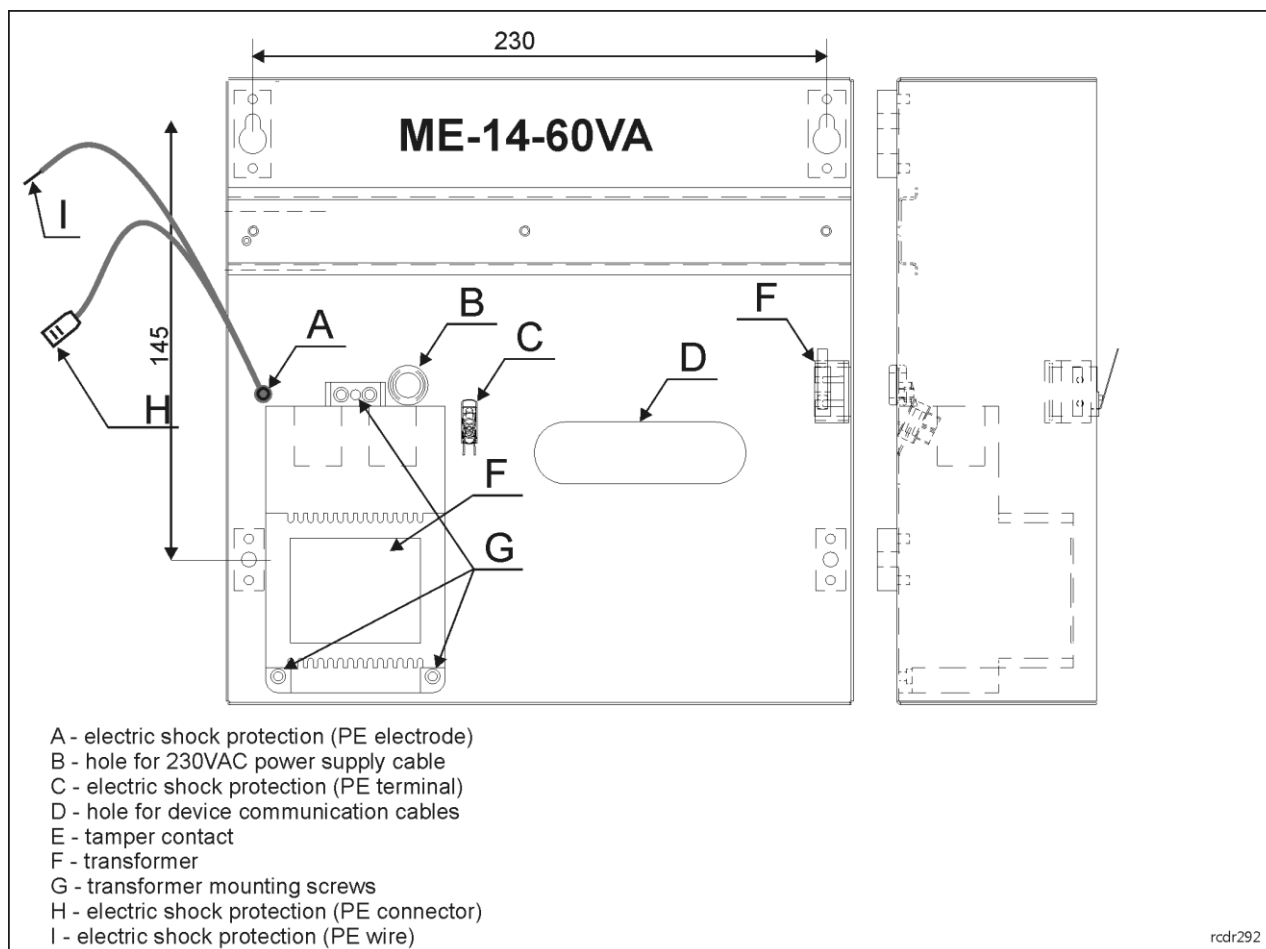


Fig. 1 Arrangement of ME-14-60VA internal components

SPECIFICATION

Parameter	Value
TRP 60 transformer	18/20VAC; 60VA
Transformer standard	EN 61558-2-6
Tamper contact	NO/NC; 50mA/50VDC
DIN rail	1 x 250mm
Metal sheet	DC01; 0,7mm; anti-corrosion protection
Colour	RAL9003
Battery	Space for 7Ah battery
Environmental conditions	Indoor general conditions, relative humidity up to 90%; temperature -10°C to +40°C
IP code	IP20
Internal dimensions (H x W x D)	250 x 250 x 80mm
External dimensions (H x W x D)	255 x 255 x 90 mm
Weight	2,7 kg

ORDERING INFORMATION

Product	Description
ME-14-60VA	Metal enclosure with 18VAC/60VA transformer

PRODUCT HISTORY

Product version	Date	Description
ME-14-60VA v1.0	07/2017	The first commercial version of the product



This symbol placed on a product or packaging indicates that the product should not be disposed of with other wastes as this may have a negative impact on the environment and health. The user is obliged to deliver equipment to the designated collection points of electric and electronic waste. For detailed information on recycling, contact your local authorities, waste disposal company or point of purchase. Separate collection and recycling of this type of waste contributes to the protection of the natural resources and is safe to health and the environment. Weight of the equipment is specified in the document.

Contact:**Roger sp. z o.o. sp.k.****82-400 Sztum****Gościszewo 59****Tel.: +48 55 272 0132****Fax: +48 55 272 0133****Tech. support: +48 55 267 0126****E-mail: biuro@roger.pl****Web: www.roger.pl**